

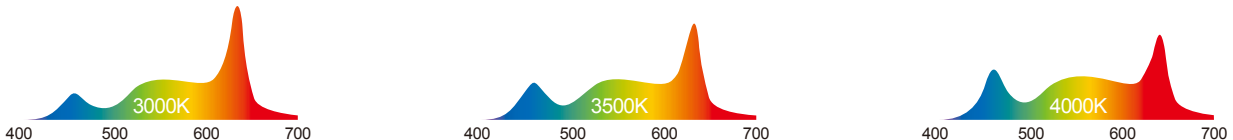
TAF Series LED Track Light

High CRI / Full Spectrum / Fixed CCT



CRI	94 Typical
Spectrum	Full and Continuous Spectrum, No UV
Beam Angle	67° Wide Flood (Lenses Sold Separately)
Efficacy	50 Lumens per Watt
Input Voltage	Universal 100-240V AC / 50-60 Hz
Dimming	Manual 100% to 8% with On/Off Switch
Thermal	Active Cooling (28 dBA max)
Operating Temp	0 to 40°C
Dimensions / Weight	5.8" x 7.4" x 4.8" / 2.4 lbs
Material	PC+ABS Housing / Aluminum Bracket
Rotation / Tilt	330° / ± 145° (from Vertical Down)
Accessory Mounting	Clip On and Magnetic Attachment
LED Source	DiCon's Multi-Chip Dense Matrix LED
Expected Life	50,000 Hours / 70% Lumen Maintenance
Warranty	5 Years
Standards	Tested to LM79 and LM80 Protocols

OPTICAL SPECTRUM



CRI Measurement	R1	R2	R3	R4	R5	R6	R7	R8	R9	R10	R11	R12	R13	R14	R15	CRI Ra	CRI Extended
3000K	96	97	82	94	100	94	94	88	81	85	93	76	98	87	93	93	91
3500K	97	98	86	97	98	94	97	92	87	87	96	74	99	90	95	95	92
4000K	97	96	88	94	93	90	97	93	85	84	90	64	96	93	96	94	90

*Values in this table are typical

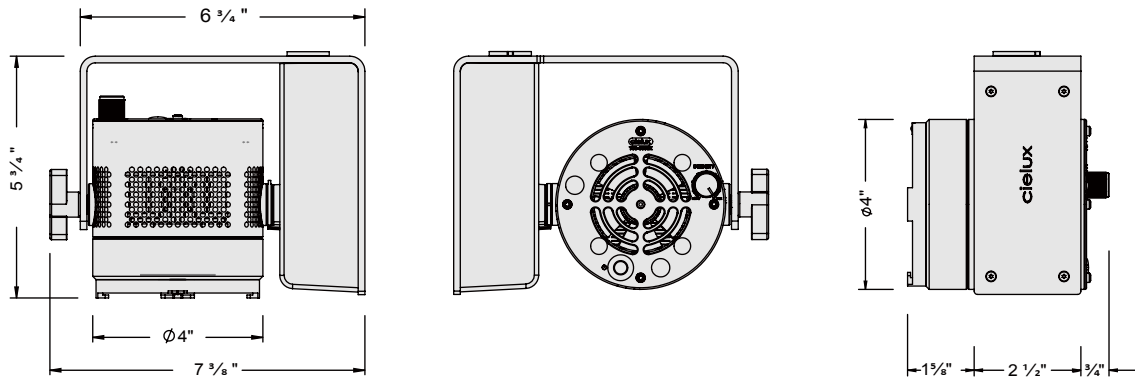
ORDERING GUIDE

TAF	<input type="text"/>	-	<input type="text"/>	-	<input type="text"/>	-	<input type="text"/>	-	WFD	-	M	-	U
Model	Finish	Track¹	CCT	Beam Angle	Control	Voltage							
25 25W	BK Black	TEK TEK	3000 3000K	WFD Wide	M Manual	U 100-240V							
40 40W	WT White	ECO ECO	3500 3500K										
80 80W													

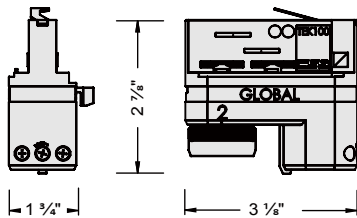
1. Refer to Mechanical Figures for track adapter info

Example: TAF80-BK-TEK-4000-WFD-M-U

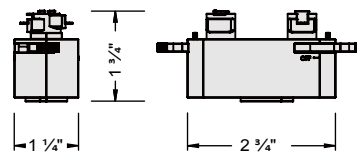
MECHANICAL FIGURES



Global TEK - 2 Circuit Track

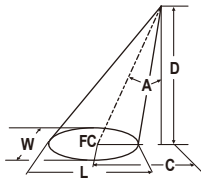


Global ECO, Halo - 1 Circuit Track



Contact manufacturer for compatibility with other track types.

PHOTOMETRIC DATA



- A** Aiming Angle
- C** Distance to Center of Beam (ft)
- CBCP** Center Beam Candle Power (cd)
- D** Distance (ft)
- FC** Footcandles (fc)
- L** Beam Length (ft)
- W** Beam Width (ft)

Fixed 3000K	Beam Angle	CBCP	A=0°				A=30°					A=45°					A=60°				
			D	FC*	L	W	D	C	FC*	L	W	D	C	FC*	L	W	D	C	FC*	L	W
Wide Flood	67°	3150	4.0	197	4.3	4.3	3.5	1.0	224	4.1	3.7	3.0	1.5	246	3.7	3.4	3.0	2.4	175	4.3	3.6
			5.5	101	5.8	5.8	5.0	1.5	110	5.8	5.2	4.5	2.3	109	5.5	5.1	4.0	3.2	99	5.8	4.8
			7.5	56	8.0	8.0	7.0	2.1	56	8.2	7.3	6.5	3.3	53	8.0	7.3	5.5	4.4	52	8.0	6.7
			9.5	35	10.1	10.1	9.0	2.6	34	10.5	9.4	8.0	4.1	35	9.8	9.0	7.0	5.6	32	10.1	8.5
Flood**	34°	7250	5.5	239	3.2	3.2	5.0	2.4	227	3.6	3.2	4.5	3.6	201	4.5	3.3	3.5	4.3	197	5.1	3.1
			8.0	113	4.6	4.6	7.0	3.4	115	5.1	4.4	6.0	4.8	113	6.0	4.4	4.5	5.5	119	6.5	4.0
			11.0	59	6.4	6.4	10.0	4.9	57	7.2	6.3	8.5	6.8	56	8.5	6.2	6.5	7.9	57	9.4	5.8
			14.5	34	8.4	8.4	13.0	6.3	34	9.4	8.2	11.0	8.8	34	10.9	8.0	8.5	10.4	33	12.3	7.6

*Multiply by 1.07 for 3500K and 4000K *Multiply by 0.54 for 40W and 0.36 for 25W **With 2" Fresnel Lens (Optional Accessory)

OPTIONAL ACCESSORIES



ABD4
Barndoor
4"



AFM2
Fresnel Lens
2" (Magnetic)



AGM2
Gel Holder
2" (Magnetic)